


# Fractions of grids and shapes

Name:	Class:	Date:
-------	--------	-------

Mark	/ 10	%
------	------	---


1) What fraction is the shaded part of the grid?

[1]



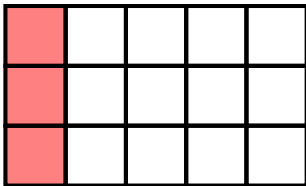
2) What fraction is the shaded part of the grid?

[1]



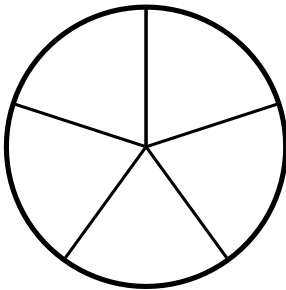
3) What fraction is the shaded part of the grid?

[1]




4) Write a fraction to show 2 parts of the circle.

[1]




5) Work out the fraction of the shape below that is coloured, giving your answer as a fraction in its lowest terms.



[1]

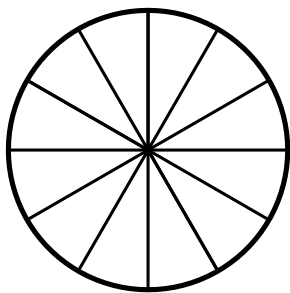
6) Work out the fraction of the shape below that is coloured, giving your answer as a fraction in its lowest terms.




[1]

7) Write a fraction to show 6 parts of the circle.

[1]




8) Work out the fraction of the shape below that is coloured, giving your answer as a fraction in its lowest terms.



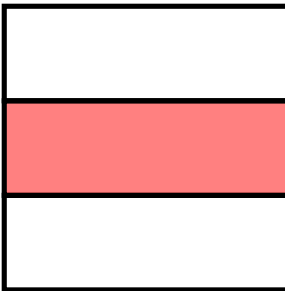
[1]

9) Work out the fraction of the shape below that is coloured, giving your answer as a fraction in its lowest terms.



[1]

10) Work out the fraction of the shape below that is coloured, giving your answer as a fraction in its lowest terms.



[1]

**Solutions for the assessment Fractions of grids and shapes**

1)  $\frac{5}{9}$

2)  $\frac{1}{2}$

3)  $\frac{1}{5}$

4)  $\frac{2}{5}$

5)  $\frac{1}{4}$

6)  $\frac{1}{2}$

7)  $\frac{1}{2}$

8)  $\frac{1}{2}$

9)  $\frac{3}{4}$

10)  $\frac{1}{3}$